



Lumistrips

DATASHEET

POWERBAR V3 LED MODULE ALUMINIUM UV 365NM
12180MW 700MA 12 NICHIA 233 LEDS 29CM

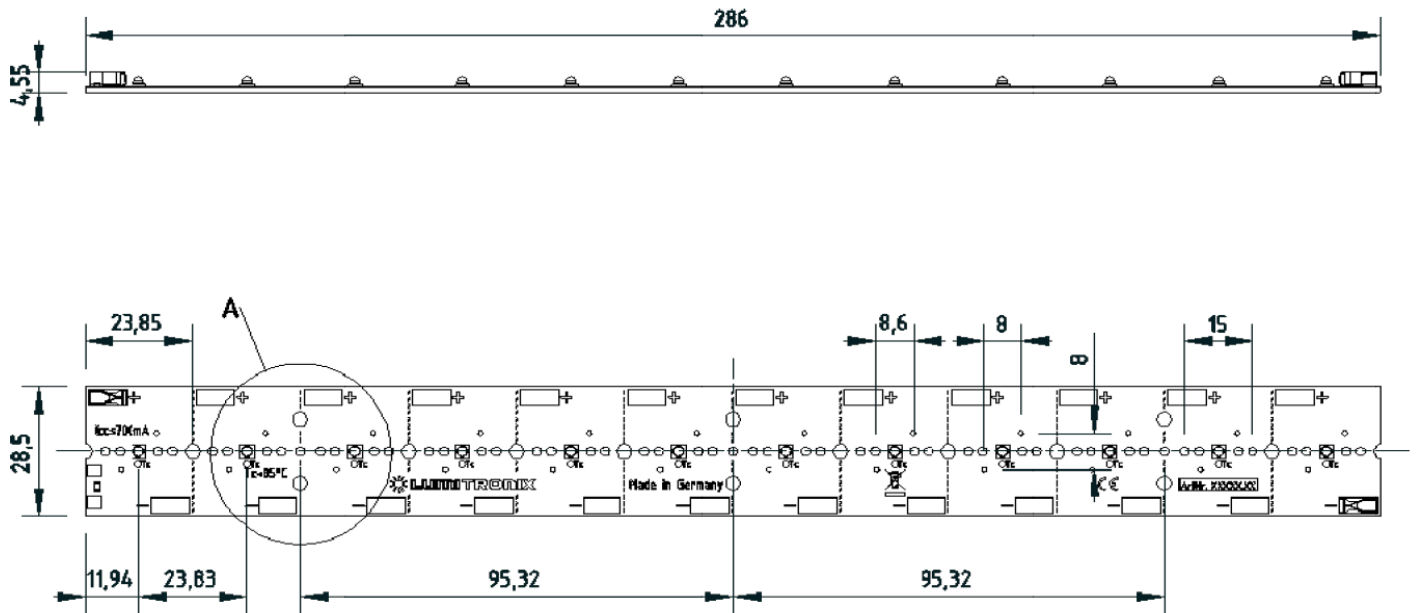
SKU: 32175



Article number (SKU)		32175	
Product name		PowerBar V3 LED Module Aluminium UV 365nm 12180mW 700mA 12 Nichia 233 LEDs 29cm	
Classification		Professional	
Model identifier (equivalent models)		PowerBar V3	
Photometric data (at TJ = 65°C, ± 10%)			
Light color		UVA	
Binning		-	
Color temperature (K)		-	
Dominant wavelength (nm)		365 nm	
Luminous flux (lm)		-	
Radiant power (mW)		12180 mW	43500 mW/m
CRI (Ra)		-	
Efficiency (mW/W)		392 mW/W	
Beam angle FWHP		120°	
Lifetime L80B10C1 (h)		>40000 h	
Photometric code			
Electrical data (at TJ = 65°C, ± 10%) (reference settings)			
Operating mode		Constant current	
Voltage (V)		44.4 V	
Current (mA)		700 mA	
Power (W)		31.08 W	109 W/m
Standby power consumption (W)		0 W	
Dimmable		Yes	
Dimensions / Mechanical data		Metric units	Imperial units
Length		286 mm	11.24"
Width		28.5 mm	1.12"
Height		4.55 mm	0.179"
Number of LEDs (pcs)		12 pcs	
Weight (g)		35 g	
Heat dissipation		Yes, cooling necessary	
Temperatures			
Operating temperature at Tc		-40 °C to +105 °C	
Ambient temperature		-40 °C to +50 °C	
Storage temperature		-40 °C to +105 °C	
Approvals / Certifications			
CE / RoHS / Reach		Yes	
EN 62471 Risk group		RG1	
Energy efficiency class		-	
Mains voltage luminous efficacy (lm/W)		-	
Version			
Date		28. June 2022	

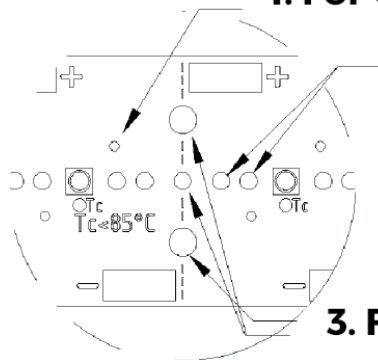


POWERBAR V3 LED MODULE ALUMINIUM UV 365NM 12180MW 700MA 12 NICHIA 233 LEDS 29CM



1. For Carclo 10mm Lens

2. For Ledil Lens



3. For Ledil Florentina Lens

COMPATIBLE COMPONENTS

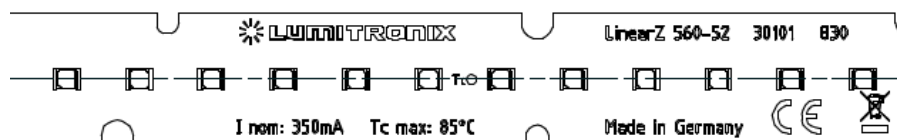
Together with the matching components (image below), the PowerBar LED module can be transformed into a high radiance UV, compact luminaire. You can put it together according to your requirements.



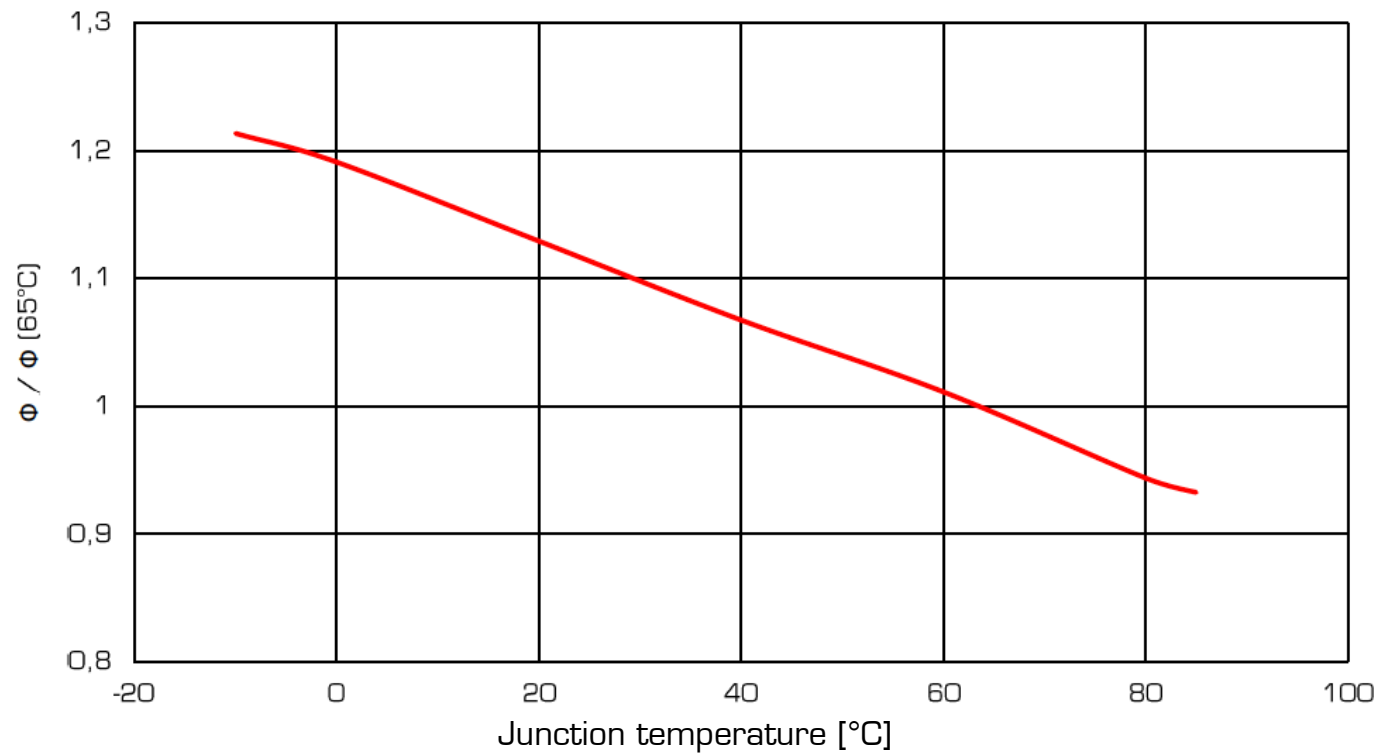
- Glare protection SKU 30141
- Plug-in frame SKU 32615
- Lense: 60606, 60605, 60604
- PowerBar UV
- Adhesive Pad SKU 32381
- Heat Sink SKU 31631
- Clips SKU 32381

CUSTOM LOGO

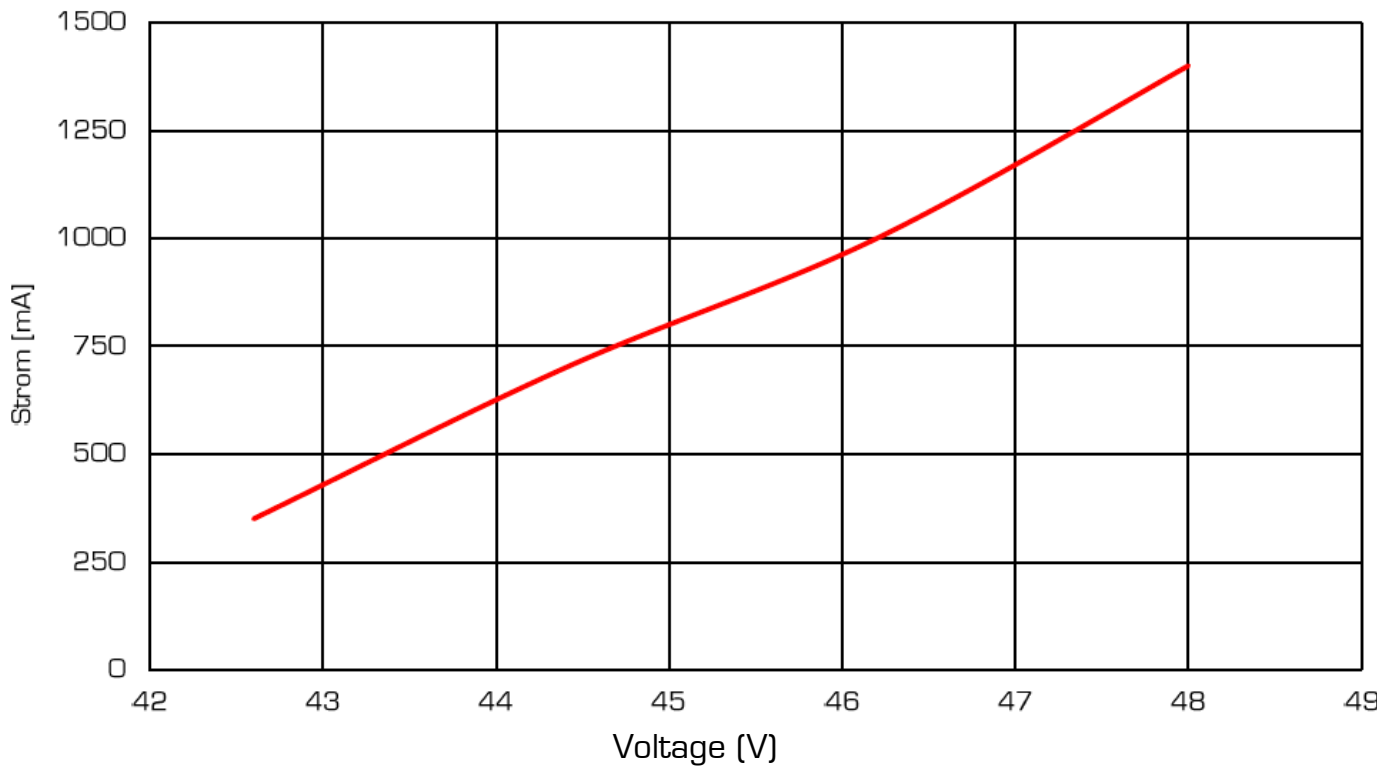
Replace "Lumitronix" with your logo, for orders of 200 pcs or more, production time 10 weeks. Contact us for details.



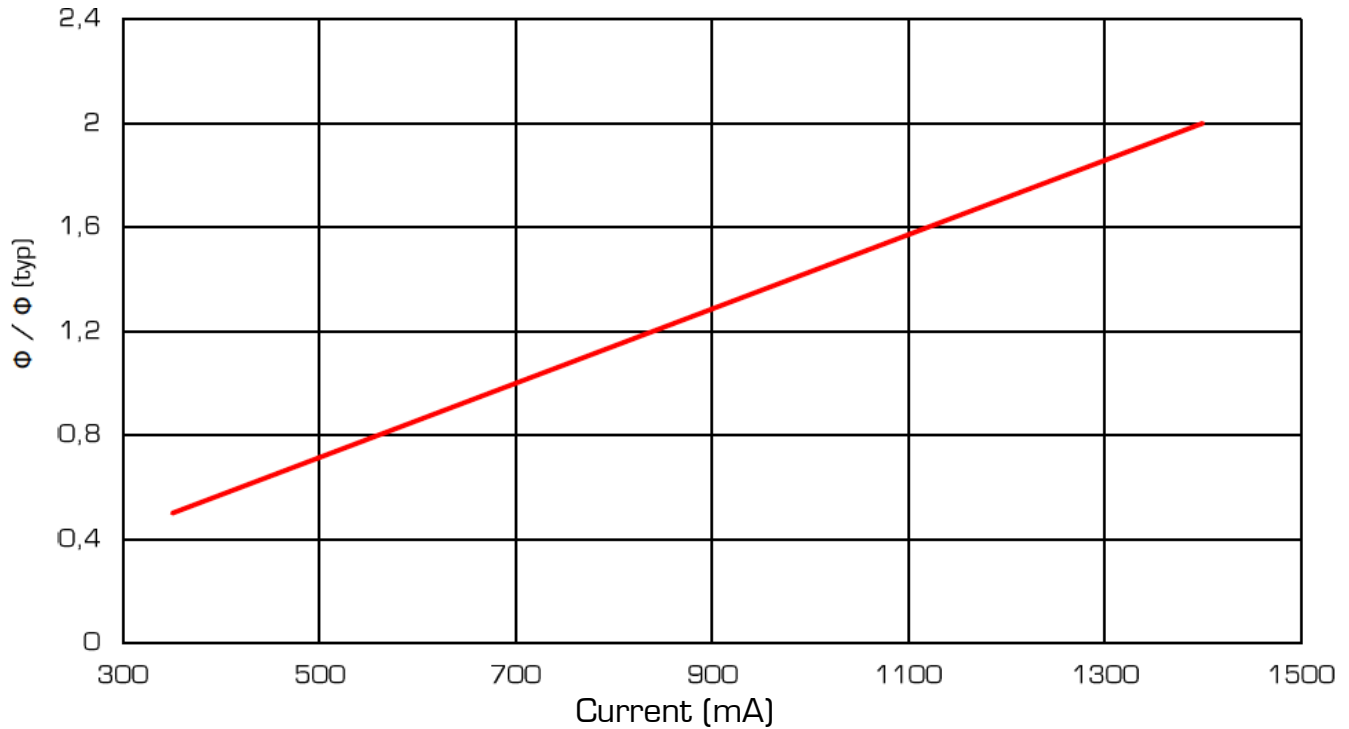
RADIANT FLUX vs. TEMPERATURE



CURRENT vs. VOLTAGE



RADIANT FLUX vs. CURRENT




WARRANTY INFO

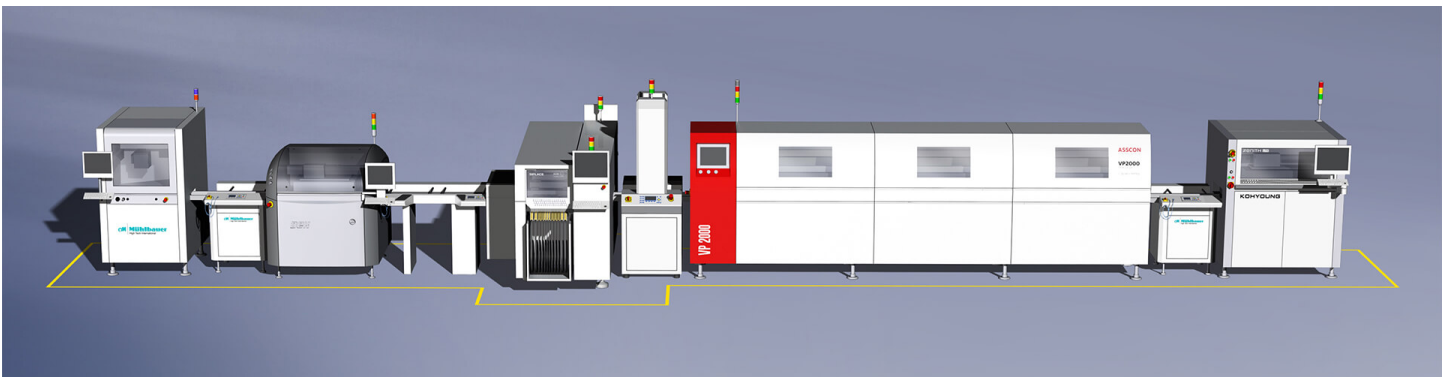


This LED Strip has 5 years commercial warranty. Please refer to <https://www.lumistrips.com/lumistrips-en-warranty> for warranty terms.

MANUFACTURING INFO



The LumiBar is **made in Germany**, at a production line that uses the innovative manufacturing technology of plasma direct metallization, to turn substrates into electrical conductive and solderable circuit boards, even those that before have not been suitable for an assembly with electronic components.



This LED strip is made on a ISO-certified production line that has been tailored specifically to the requirements of assemblies with LED technology. Nearly one million components can be processed per day in the production line.

In the in-house assembly line, high performance automatic placement machines by Siemens place large and small components in an extremely fast and precise way. The vapour phase soldering machine by the market leader Asscon differs from ordinary convection soldering furnaces by its extraordinarily gentle soldering process under protection gas atmosphere. This prevents oxidation and cold solder joints and improves the thermal connection of component

and PCB. This is particularly advantageous for LEDs, whose aging scales with the operating temperature.

The entire process is flexibly adaptable to the requirements and batch sizes of our customers and runs fully automatically.

- State-of-the-art machinery with the latest technology
- Production of circuit boards with lengths of up to 600 mm
- Traceability thanks to laser bar codes
- Maximum process safety with fully automated processing
- ISO certification



Our professional LED Strips and Modules use LEDs from market leaders

We develop and produce our LED strips at a state of the art facility in Germany, with the highest quality standards and by using only LEDs from market leaders such as Nichia, Samsung or Toshiba.


- **Nichia** is the LED market leader, with over 25% market share and decades of experience. Nichia researchers invented the blue and white LED production technology, also receiving the Nobel Prize for this achievement. Nichia LEDs are the **most efficient** (200 lm / w efficacy), durable (> 100,000 hours) and are also available with unique technologies such as **Optisolis**, CRI98+ natural light spectrum and **Rsp0a**, special white light for horticulture.
- **Samsung** is in the top 10 of global LED manufacturers and a well-known brand, renowned for the high performance of its products combined with the competitive price
- **Toshiba** is a Japanese conglomerate with a history of more than a century, now specialized in semiconductors, electronics and hardware, with nearly 20,000 employees and an annual turnover of 40 billion USD. Toshiba has built the TRI-R technology and built the LED chips used in **SunLike CRI97+ LEDs** produced by Seoul Semiconductor in South Korea. With the new **SunLike™ TRI-R™** technology from Toshiba-SSC (Seoul Semiconductor) and our strips and modules you can always enjoy a natural light source with the light spectrum very close to the sun.

- **Seoul Semiconductor** is in the top 10 of global LED manufacturers and renowned for innovation, durability and competitive price

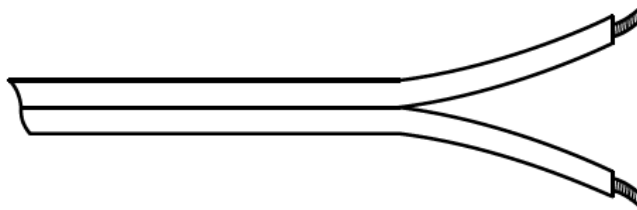
Our strips have high quality components and professional support:

- We use LEDs from top brands and have superior designs
- We offer **professional support** for lighting projects
- The PCBs use high quality materials for best resistance, current flow and heat transfer
- Performance values in this datasheet match those in real world applications
- Function perfectly at high temperatures that would destroy many other strips

CONNECTION OF LED STRIP

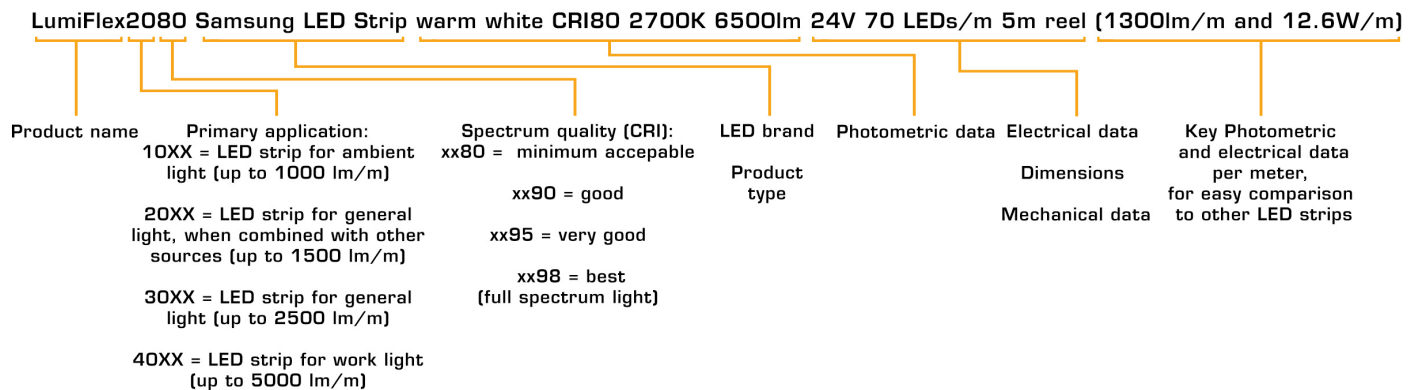


The professional PowerBar V3 strip is connected via a solderless connection to the connection inputs provided for this purpose. Recommend wire cross-section of inner conductor: 2 x 0.75 mm² (AWG 18).



The PowerBar V3 can be cut into shorter lengths, up to an individual unit with one LED. For connecting these parts, soldering wires to the connection pad might be required.

LED STRIP PRODUCT NAME EXPLAINED



Due to the special conditions in the production process of LEDs, the specified values are statistical averages. The individual LED may deviate from them.

The LED modules and all their components must not be mechanically stressed.

Avoid undue claw action, e.g. by screwing or excessive bending.

The LED modules must not come into contact with aggressive chemical substances, either in operation or in storage.

The installation of the module (with the operating device) must be carried out in compliance with all applicable electrical and safety standards.

Pay attention to standard ESD precautions when installing the modules.

- The components on the LED modules must not be subjected to mechanical stress.
- The conductive paths on the boards must not be damaged or interrupted by the installation.
- Store and operate the LED modules only at a final humidity of 10% to 60%.

Our LED modules are not protected against overload, overtemperature and short-circuit currents. To operate the modules safely and reliably, it is therefore necessary to use an electronically stabilized power supply unit in which these

in which these safety functions are already integrated. If other power supplies than the ones distributed by us are used, the following protective

the following protective measures must be ensured on the power supply side:

MINIMUM REQUIREMENTS FOR POWER SUPPLIES: Short circuit protection - Overload protection - Overtemperature protection

- The installation of LED modules may only be carried out in compliance with all applicable regulations and standards by an authorized electrician.

Distribution and reproduction of this document, utilization and communication of its contents are prohibited unless expressly permitted. Any infringement will result in compensation for damages. All rights reserved in the event of patent, utility model or design registration.

We reserve the right to make technical changes.

This LED strip can be purchased via the following websites:

www.ledrise.eu / www.lumistrips.com